

International Student
Pre-departure and Arrival Guide

murdoch.edu.au

Congratulations and welcome to Murdoch University!

Congratulations on taking your first steps towards embarking on one of the most exciting and rewarding experiences of your life, studying at Murdoch.

We understand that coming to a new country to study can seem like a daunting task. To help make your transition to studying at Murdoch as easy as possible, we have packaged all the information you need to know to settle in to life as a Murdoch student into this guide. From preparing for your departure, to getting yourself settled into life in Perth and starting your studies at Murdoch - this guide has it all.

As the Orientation team, we are here to prepare you through our unique onboarding program, to welcome you to campus, to introduce you to your teaching staff and peers, and to ensure you are well connected with all the support services here to ensure your success. From your first moments at Murdoch during Orientation Week (O-Week), to watching you graduate as a successful and accomplished Murdoch Alumni, our support teams will be here to help you through any struggles you may face or questions you may have.

So welcome to Murdoch, we are so very happy to have you join us and cannot wait to meet you.

Best wishes, The Orientation Team

Key Dates 2024*	SEMESTER 1	SEMESTER 2
ORIENTATION WEEK	19 February – 23 February	22 July – 26 July
SEMESTER PERIOD	26 February – 07 June	29 July – 8 November
ASSESSMENT PERIOD	08 June – 22 June	9 November – 23 November
*Please note that some courses may have earlier start dates. Please refer to your Confirmation of Offer letter for exact dates.		

Contents

Get to know Murdoch University	02
Life in Perth	04
1 Preparing for Perth	06
Getting ready for study	06
Finding a place to live	08
Schooling for your children	10
Money matters	10
Your health matters	12
Packing for life in Perth	13
2 Arriving in Perth	14
Arriving at Perth Airport	14
Moving into off-campus accommodation	16
Shopping	17
Personal identification	18
Setting up a bank account	18
Contacting your family and friends	19
Getting around Perth	20
Adjusting to Australian culture	22
Working while you study	23
Australian health services	24
Safety	26
3 Starting your studies	28
Activating your student account	28
Three steps to getting started	29
Support with a disability or medical condition	29
Australian academic culture	30
Help and support	31
Your Murdoch checklist	32



Get to know Murdoch University

Cultural significance

Murdoch's Perth campus is located on the traditional lands of the Whadjuk Noongar people, and the Mandurah and Rockingham campuses are located on the traditional lands of the Pinjareb Noongar people.

Murdoch University pays respect to the enduring and dynamic culture and leadership of the Whadjuk and Pinjareb elders both past and present.

The boodjar (land) on which our Murdoch University campuses are located has, for thousands of years, been a place of learning. We are proud to continue this long tradition.

Everything we do at Murdoch is to support, encourage and develop the curious minds of tomorrow. As a Murdoch student, you will learn to think freely; where your creativity, your passions and your ideas will be fostered into a successful and fulfilling career.

Our campuses

Murdoch University has three campuses: the main Perth campus, a Mandurah campus and a Rockingham campus. The majority of international students study at Perth campus, unless it is specified on your offer letter that you are at Mandurah campus (Nursing students only).

The Perth campus is located in the suburb of Murdoch, about 15 minutes by car from Perth's city centre and 10 minutes by car from the city of Fremantle. You can catch the train from Perth city, or a bus from Fremantle to reach the Perth campus.

The Mandurah campus is located 45 minutes south of the Perth campus in the city of Mandurah. Buses to the Mandurah campus are available from the Mandurah train station, which is on the same train line as the Perth campus.

The Rockingham campus is located between Perth and Mandurah campus, and is mainly used for research and pathway studies. There is a library and resources that are available for use by all Murdoch students.

Campus maps of all three Murdoch University campuses can be found on the Murdoch Maps webpage. maps.murdoch.edu.au


JOIN!

The Murdoch Student Guild supports over 100 clubs and societies, ranging from those in your field of study to music, gaming and sports groups. Joining one of Murdoch's clubs or societies is a great way for you to get to know other students, collaborate with a diverse group of people, share ideas, attend social functions and take part in industry and nation-wide sporting events.



SOCIALISE!

Whether you are relaxing on Bush Court or heading to one of Murdoch's many cafes, there is always a great spot to catch up with friends and relax on campus. Even our Tavern is the perfect place to relax and unwind, where you can challenge your mates to a game of pool, catch up for a drink in the beer garden or attend events like open mic and quiz nights or themed parties for end of semester celebrations.



STUDY!

Whether you are studying individually, or collaborating with a group, you will soon make use of the many study spaces available to you including the Geoffrey Bolton Library (Building 350) and Boola Katitjin (Building 360).

As a Murdoch student, you will have access to all the materials you need for your studies, including high demand learning resources, unit readings, online journals, e-books and past exam papers. You can also access computers, internet, printing and scanning services at any time of the day or night in the Library 24/7 learning common area.



GET INVOLVED!

The Murdoch Student Guild run a range of events including Festival Day, Stamp Out Stress Day, the Guild Ball, MarketDaze, Clubs and Societies Day and the Winter Festival, so you will have plenty of opportunities to get involved, meet new people, and join your favourite clubs!



The International Café

Join free weekly catch ups at our South Street Campus Wednesdays from 10am - 2pm at the Base (430.1.001) in the Winter Garden. Open to all of Murdoch's international students to connect, socialise, relax, and learn about living, working and studying in Australia. Enjoy fun activities, try new snacks, and chat to Murdoch's support teams. See you there!

WORKOUT!

Murdoch's on campus Sports and Recreation Centre, Murdoch Active, offers a fully equipped fitness centre with discounted memberships available for students. If you prefer team sports, you can join a social sports team or become part of a Murdoch sports club. Make sure you look out for the annual UniSports events.

REFUEL!

We have plenty of vibrant cafés and food outlets on-campus. You could grab a barista made coffee on campus, head to our Tavern to make the most of the daily specials and discounts for student guild members, or visit the Student Hub, where you will find a variety of food options that include Halal certified meals.

Life in Perth

Life in Perth is cheaper than the cost of living in Sydney, Brisbane, and Melbourne!



The Deloitte Access Economics Comparative Analysis of Cost of Living 2022

RANKED IN THE
TOP 40
STUDENT CITIES
IN THE WORLD

QS, Best Student Cities 2023

WHEN YOU LEARN, YOUR FAMILY LEARNS TOO



In WA, school-age dependents of Master and Research students may be eligible for school fee waivers. (see page 10).

12TH
MOST LIVEABLE CITY
IN THE WORLD



The Economist Global Liveability Ranking 2023

For the past 17 years Perth has been ranked in the Top 20 most liveable cities.



WORK AND LEARN

AS A STUDENT VISA HOLDER, YOU HAVE THE OPPORTUNITY TO WORK WHILE YOU STUDY IN PERTH!*



*See page 23 for more info

Our main campus is located in Perth, Western Australia. Home to more than 2.2 million residents, Western Australia boasts some of the best coastlines in Australia. From the crystal-clear waters of the Ningaloo Reef, to the awe-inspiring Karri Forests of the South West, Western Australia has it all.

Located on the shores of the Swan River, Perth's warm, dry summers and cool winters make for a great destination all year round. Offering a large shopping district with a cosmopolitan mix of cafes, restaurants, pubs and thriving nightlife, Perth City is suitable for students from all walks of life.

Murdoch's Perth Campus is located approximately 15 minutes from both the historic port-city of Fremantle and bustling City of Perth, making it easy for our International students to spend their free time exploring and participating in a range of activities and events:

- Take in one of Western Australia's famous sunsets at Cottesloe Beach while enjoying some delicious fish and chips;
- Visit Kings Park and enjoy the panoramic views of Perth city and the Swan River;
- Take a trip over to Rottnest Island and spend some time relaxing in the sun while getting to know a famous Rottnest local, the Quokka;
- Get some friends together and explore one of Western Australia's renowned culinary and wine regions. Whether you want to spend the day in the Swan Valley, or make a weekend trip to Margaret River, either option is right at your doorstep!

Perth - The gateway to the world

Not only does Perth share the same time zone as 60% of the world, but it is the only Australian city to offer direct flights to Europe:

- ✈ London (17 hours)
- ✈ Sydney (4 hours)
- ✈ Melbourne (3.5 hours)
- ✈ Bali (3.5 hours)
- ✈ Bangkok (7 hours)
- ✈ Singapore (5 hours)
- ✈ Jakarta (4.5 hours)
- ✈ Kuala Lumpur (5.5 hours)
- ✈ Hong Kong (8 hours)
- ✈ Dubai (11 hours)



WARM SUMMERS, MILD WINTERS



THE SUNNIEST CITY IN AUSTRALIA

Summer

December - February
Average temperatures from 18°C to 30°C, some days can reach 40°C+

Sun protection is key, especially during the summer months.

Winter

June - August
Average temperatures from 8°C to 19°C, with occasional thunderstorms.

Source: Bureau of Meteorology




Acknowledgement of Country

We acknowledge the Whadjuk people of the Noongar nation as the Traditional Custodians of this country and its waters and that Murdoch University stands on Noongar Country. We pay our respects to Noongar Elders past and present, and acknowledge their wisdom and advice in our teaching and cultural knowledge activities.

- Professor Andrew J Deeks, Vice Chancellor & President.





1

Preparing for Perth

Getting ready for study

Travelling to a new country to pursue your studies is a big step. Having the courage and conviction to follow your dreams and take your studies to Murdoch means you are already part of our global community of creative and forward-thinking minds.

In the excitement of preparing to leave your home country, it is important to remember a few key things that will make your transition to studying at Murdoch much easier.

1. Organise your visa

In order to study in Australia you will need to have a valid visa. At this stage, you should have already accepted your offer to study at Murdoch University and received your Confirmation of Enrolment (CoE) from the University. Once you have received your CoE letter from the University, go to the Australian **Government Department of Home Affairs (DHA)** website immi.homeaffairs.gov.au/visas/getting-a-visa/visa-listing/student-500 to apply for your student visa.

In order to allow enough time for processing, it is recommend that you lodge your visa application at least six weeks before Orientation (O-Week*) begins.

*Refer to page 1 for the key dates

2. Activate your student account

On your CoE you will find your eight digit student number, which is also called your 'Murdoch username'.

If you haven't already, head to the **Online Response System** [murdoch.edu.au/ New-students/apps/offers/](https://murdoch.edu.au/New-students/apps/offers/) to activate your online account and create your Murdoch password.

3. Set up your student email account

Murdoch automatically provides you with a student email account. Your email address is your student number followed by @student.murdoch.edu.au (for example, if your student number is 12345678, your Murdoch email address will be 12345678@ student.murdoch.edu.au) and your password is the same as your Murdoch password.

You can access this mailbox at murdoch.edu.au/Webmail. We strongly recommend that you choose your Murdoch email account as your preferred email address (you can do this through the myMurdoch student portal) and use it for all University communication.

4. Save the date for Orientation

Make sure you arrive in time for compulsory International Orientation (see page 1 for the key dates) and O-Week. The Orientation Team will contact you via email with all the important details soon after you accept your offer.

Attending Orientation greatly increases your chances of success at University - our surveys show that 91% of students who attend Orientation feel more prepared and ready to start their studies.





Finding a place to live

Due to Perth's competitive rental market, we recommend researching your accommodation options early and if possible, making accommodation plans before you arrive in Perth.

On-campus accommodation The Village

If you want to be in the centre of all the on-campus action, you cannot go past life at the Murdoch University Village. Located at our Perth campus, life in 'the Village' means your classes are right on your doorstep, where you also have direct access to public transport, a range of local shops and on-campus amenities. The Village has stylish, fully furnished apartments available for rent, with options to suit almost any budget.

The Village offers a range of facilities, including:

- Swimming pool
- Pool lounge with a pool table, table tennis & foosball table
- Recreational room with BBQs, projection screen and a communal kitchen
- Beach volleyball and basketball courts
- Theatre room with surround sound and projector
- Movie room with satellite TV
- Group study rooms
- Large laundry facilities

08 murdoch.edu.au/study | +61 8 9360 6063

With the student experience as a core focus, the Village has an exciting residential-life program designed to help residents meet new people, succeed academically and develop essential life skills. Events include BBQs, themed dinners and parties, movie nights, sporting events and competitions, writing workshops and so much more.

The Village offers 24-hour staff presence, with resident staff members living on-site and night-time security patrols. There is a team of resident assistants responsible for organising events, assisting new students with their transition into communal living and ensuring adherence to Village rules. Staff are also trained to provide support to residents experiencing personal or study problems.

The Village also caters to students with disabilities, providing adapted apartments with modified bedrooms and bathrooms.

Rates

The rates for 2024 start from \$189.00 per week, with options to book for one semester, or the university year - note that rates will be cheaper if you book your accommodation for the university year.

To see all residential rates and accommodation options visit murdochuv.com.au

Murdoch University Village
Telephone +61 8 9360 2909
Email info@murdochuv.com.au murdochuv.com.au

Find more information about accommodation options on page 16.

Off-campus accommodation

Shared Accommodation

Some students may choose to live in shared accommodation where several students rent a unit or house together. Shared accommodation may be a cost-effective option as the rent and bills will typically be split equally between all the occupants. In most cases, you will have your own room and will share spaces such as a kitchen and bathroom with your housemates.

Students living together in shared accommodation will often have rules for inviting guests into the home, the payment of shared utilities such as electricity and water, and the usage and clean-up of common areas. In shared accommodation, it is important that all residents of the property understand and follow the rules that have been agreed upon.

Accommodation can come furnished or unfurnished. Unfurnished rooms may be cheaper to rent, however you will need to purchase any furniture that you will need such as a bed, desk, and chest of drawers.

The Murdoch Student Guild has an accommodation database that lists rooms available for rent murdoch.studystays.com.au. For more information and private accommodation listings visit studyperth.com.au/living-in-perth/student-accommodation/renting-a-room-or-house-in-perth/

Homestay

Homestay accommodation allows you to live with an Australian family while you study. In most cases, you will have your own room but share amenities such as a kitchen and bathroom. Our preferred provider is the Australian Homestay Network (AHN), and you can find more details including prices and meal plan options at homestaynetwork.org

Dedicated Student Accommodation

These providers offer students an independent lifestyle, furnished rooms, central locations, onsite facilities, social events, and 24/7 support staff. Bills are usually included in your rent, so you just have one payment to think about. For more head to studyperth.com.au/living-in-perth/student-accommodation/dedicated-student-accommodation/

Choosing the right accommodation for you

There are a number of factors you should consider when choosing your accommodation. In addition to the cost of rent per week, other things you may want to think about are:

- Is it furnished or unfurnished? If it is unfurnished, you will need to set aside additional funds to purchase furniture and other household items.
- How many people will I be sharing common facilities with? This may include a kitchen, bathroom, etc.
- How close is it to campus, public transportation, supermarkets and other shops?
- Are there laundry facilities on-site? If not, how close is the nearest public laundromat?
- What kind of heating/air conditioning is there?
- How secure and safe is the location? Are there locks on the doors and windows?
- Will it be noisy? Is it on or near a major road?

If you choose to live in shared accommodation, choose your housemates wisely. For example, if you typically go to bed early, you may not want to live with people who stay up late every night. It is important that you meet and feel comfortable with any potential housemates prior to moving in.

Tip! If you choose to rent accommodation in Australia, it is likely that you will sign a contract - make sure that you understand everything in this document before signing and agreeing to it. Tenancy agreements are legally binding!

Schooling for your children

If you are bringing school-aged children with you when you come to study in Australia, you will need to arrange for them to attend school. You can enrol them in public or private schools, provided the school has the capacity to accept them as places are limited. See the **TAFE International Website** for more information tafeinternational.wa.edu.au

Undergraduate, Graduate Certificate and Graduate Diploma Students

If you are studying an undergraduate, graduate certificate or graduate diploma course and have school-aged children, they will need to be enrolled as full-fee paying overseas students for the duration of your visa. You will need a Confirmation of Placement from TAFE International Western Australia to secure your child's dependent visa before you arrive. For application instructions both before and after arriving in Perth, please go to the **TAFE International website** tafeinternational.wa.edu.au/western-australian-government-schools

Masters or PhD students

Dependants of Masters or Doctoral degree students may be eligible for tuition fee waivers at public primary and secondary schools. This tuition fee waiver only applies when the visa holders are currently enrolled in full-time postgraduate studies at a recognised Western Australian university. Masters and PhD students can get help with placing school aged children by contacting advice@murdoch.edu.au

If you have any questions or would like more information regarding schooling for dependants, contact sch.for.dependants@murdoch.edu.au



Money matters

Fees and study-related expenses

It's important to understand how course fees work in Australia, as well as any additional fees and costs you can expect to pay as part of your studies. Your Confirmation of Offer (CoE) letter includes indicative tuition fees, Student Services and Amenities Fee (SSAF) and your Overseas Student Health Cover (OSHC) quote. Other study-related expenses may include parking fees, textbooks, study materials, field trips, laboratory equipment, printing costs, and costs for any checks, clearances or vaccinations required for your course, especially for students studying Nursing and Education. If you have any questions about fees, please contact **Student Central** murdoch.edu.au/contact-us

Scholarships

Studying at university is a life-changing experience that often requires some financial support. We're proud to offer a wide range of scholarships to commencing international students from a range of backgrounds, which enable you to fully achieve your potential. For more information go to the **Scholarships webpage** murdoch.edu.au/study/international-students/studying-at-murdoch/fees-and-scholarships/scholarships

Living costs

You need to factor in certain living costs when you move to Perth. These expenses include accommodation, groceries, utilities, phone and internet, transport and entertainment. The table below outlines some of the weekly costs* you can expect to pay in Western Australia.

Service	Cost (\$AUD) per week
Rent (on-campus)	\$189 - \$441
Rent (shared & private)	\$100 - \$270 & \$400 - \$600
Rent (dedicated)	\$300 - \$600
Utilities (gas, water, electricity)	\$35 - \$140
Phone and Internet	\$25 - \$70
Food	\$150 - \$500
Transport	\$30 - \$80
Entertainment and extras	\$100 - \$200

**These costs should be used as a guide only. Living expenses vary depending on your lifestyle.*

The Australian Government's MoneySmart website moneysmart.gov.au provides helpful information about managing your finances, including advice for living on a student budget. The 'StudyPerth Cost of Living Calculator' studyperth.costoflivingcalculator.com.au is also a useful tool to help estimate your cost of living in Australia.

Tip: Having an Australian bank account is essential for making many of these payments. You can apply for an Australian bank account before you leave your home country. Go to page 18 to read more about banking in Australia.

Financial aid and student loans

You may be able to apply for a student loan in your home country for some type of financial aid while you're studying in Australia. Murdoch participates in financial aid programs offered by governments in a number of other countries, including the United States, Canada, Germany, Norway, Sweden and Denmark. To find out more, head to the webpage murdoch.edu.au/study/scholarships/student-loans or contact our Team via email: financialaid@murdoch.edu.au



Currency

Australia's currency in the Australian Dollar (AUD), which comprises of colourful, plastic notes and metal coins that vary in size to make them easily distinguishable from one another. Coins vary in size and colour and have an Australian icon on one side and the Commonwealth Monarch on the other.

Notes: \$100, \$50, \$20, \$10, \$5

Coins: \$2, \$1, 50c, 20c, 10c, 5c

HEALTH COVER ON THE GO

If your OSHC has been arranged by Murdoch, we recommend downloading the Allianz 'My OSHC Assistance' phone app.

Your health matters

The Australian medical system will be different to the medical system you are used to in your home country. To best prepare for your arrival in Perth, you should contact your Overseas Student Health Cover (OSHC) provider before leaving your home country to find out how to best access and claim health services in Australia.

A few tips:

- Make appointments with your regular healthcare providers in your home country before you leave to ensure you are up-to-date with vaccinations and fit for travel.
- Speak to your doctor about getting prescriptions or a letter for any ongoing medical needs.
- Bring a spare pair of glasses or contact lenses with you.
- Visit the [Australian Border Force website](https://www.abf.gov.au/entering-and-leaving-australia/can-you-bring-it-in/categories/medicines-and-substances) [abf.gov.au/entering-and-leaving-australia/can-you-bring-it-in/categories/medicines-and-substances](https://www.abf.gov.au/entering-and-leaving-australia/can-you-bring-it-in/categories/medicines-and-substances) to find out what medications can be brought into Australia.



Important to know: Customs and Quarantine

Australia has very strict rules and regulations around what you can and cannot bring into the country. Living animals and plants, plant material, animal products and certain types of food that may be common in your home country could pose a great threat to Australia's unique flora and fauna, so certain products are banned.

You will be given an *Incoming Passenger Card* before you arrive in Australia. You must declare for inspection all food, plant material and animal products on arrival in Australia to ensure they are free of pests and diseases. Harsh penalties apply for false or misleading declarations, so it is important to take this process seriously. Visit the Australian Government webpage [abf.gov.au/entering-and-leaving-australia/can-you-bring-it-in](https://www.abf.gov.au/entering-and-leaving-australia/can-you-bring-it-in) to find out more about what you can and cannot bring into Australia.

Packing for life in Perth

Important documents

When coming to Australia, it is important you bring copies of important documents with you. This will help prevent difficulties you may have while settling in to study and life in Western Australia.

Below are some recommended documents to bring:

- Passport, and additional copies in case it is lost
- Your Confirmation of Offer letter and Confirmation of Enrolment (CoE) from Murdoch
- Original transcripts of previous studies
- A printout of your electronic visa
- A certified copy of your Birth Certificate
- A recent Bank Statement
- Your driver's license and other official identification (ID)
- Prescriptions or a letter from your doctor for any ongoing medical needs
- Vaccination records relevant to your course (e.g. Nursing)

If you are bringing school-age children with you, make sure you have their:

- Birth certificates
- Immunisation records
- Education records

Tip: We recommend that you get certified English translations of your important documents before you leave for Australia.

Money

When coming to Australia, student visa applicants will need to show they have a minimum of AU\$24,505 in savings to cover annual living costs - studyaustralia.gov.au/en/tools-and-resources/news/change-to-evidence-of-financial-capacity-for-student-visas.

We recommend having access to at least AU\$5000 funds to cover set-up costs such as temporary accommodation and upfront bond/rental requirements. There are money exchange points available at Australian airports and in cities, but it is recommended to have some Australian currency on you prior to leaving your home country.

For safety purposes, we recommend limiting the funds you choose to carry in cash and consider other forms, such as bank cards or traveller's cheques, which you can transfer to an Australian bank account after you arrive.

Clothing

The dress code at Murdoch and around Perth is generally casual and informal. We recommend bringing:


- For warmer months (November-March), lighter clothing such as t-shirts, shorts/skirts, sandals and sneakers.
- For cooler months (May-September), warm clothing such as jeans, light sweaters/pullovers/jumpers, a raincoat, boots or sneakers.
- Semi-formal wear for outings and networking/business functions, if relevant to your course or plans whilst in Perth.
- Sportswear, swimwear and a hat for summer.

Perth's city and suburban areas have a large variety of affordable clothing stores and shopping options to suit depending on your needs and budget. If you're interested in a Murdoch University t-shirt, hat, or jumper, make sure to visit the store on campus.

Electrical goods

All electrical goods are available in Australia and are reasonably priced. If you prefer to bring your own electrical appliances, please be aware of excess baggage charges at the airport for large items.

You will likely require an adaptor to use electrical appliances from your home country, as Australia uses standard 240 volts and our plugs have flat metal pins shaped like a 'V'.





Airport pick-up

It's a good idea to plan ahead so you know how to get from the airport to your accommodation. The Murdoch Student Guild offers a **FREE** airport pick-up service for new Murdoch international students. The service runs all year round and transports you safely to your accommodation in Perth. To book your pick-up click [here](#), or visit murdochguild.com.au/find-support/welfare-assistance/airport-pick-up/. Please note bookings must be made 5 days before your arrival date otherwise they may not be confirmed.

Some alternative options for transport from Perth Airport are:

- Perth's public transport system, Transperth, operates bus and train services between Perth Airport, Perth City and other local centres. You can plan your journey on public transport using their Journey Planner - transperth.wa.gov.au/journey-planner.
- If you would prefer to catch a taxi or use a rideshare service such as Uber or Ola, they are available 24 hours a day. Look for the dedicated taxi or rideshare bays within easy walking distance of each terminal. Visit the Perth airport webpage for indicative taxi fares - perthairport.com.au/to-and-from-the-airport/transport-options/taxis
- If you're staying with a local family as part of a homestay accommodation, you can arrange for your family to collect you from the airport when you arrive.

2

Arriving in Perth

Arriving at Perth Airport

Whether you are travelling from a nearby country, or from the other side of the world, landing in Perth is the beginning of your new adventure studying in Australia.

Here are some important things to know about arriving in Perth to help you make a smooth transition to your studies.

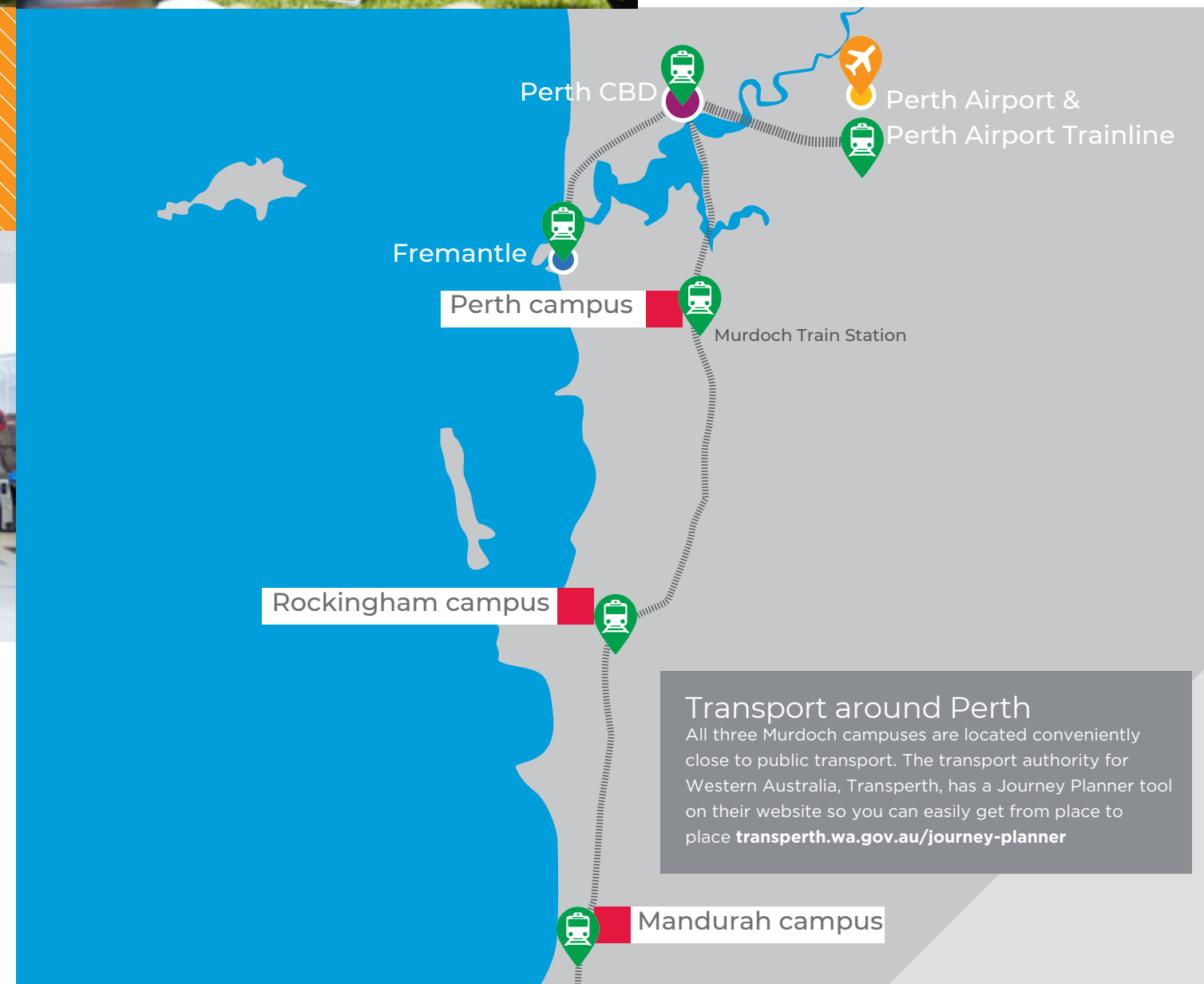


Visit the StudyPerth Welcome Desk

If you're arriving at Perth Airport's international terminal (T1), stop by and visit the StudyPerth Welcome Desk. StudyPerth Airport Greeters will be there to assist and guide you as you take your first steps in Perth, including providing you with a free welcome gift, including:

- Mobile SIM Card
- Perth map & travel discounts
- Events, competitions & much more!

Open from late January 2024 - follow @StudyPerth on social media for updates!



Transport around Perth

All three Murdoch campuses are located conveniently close to public transport. The transport authority for Western Australia, Transperth, has a Journey Planner tool on their website so you can easily get from place to place transperth.wa.gov.au/journey-planner

Moving into off-campus accommodation

Signing a lease

If you have chosen to rent a property, it will involve the signing of a lease agreement. A lease is a legal binding document, so it is very important that you read and understand what you are signing. In addition to the advance payment of two weeks rent, you will also need to pay a refundable bond or security deposit, which is normally equivalent to four weeks rent. You should familiarise yourself with the Residential Tenancy Act so you know your rights and responsibilities as a tenant, especially if you have never rented a property before. For more information, visit the WA Government [Prepare to rent](https://www.commerce.wa.gov.au/consumer-protection/prepare-rent) webpage - [commerce.wa.gov.au/consumer-protection/prepare-rent](https://www.commerce.wa.gov.au/consumer-protection/prepare-rent)

Property Condition Report

Once you move in, you will be given a Property Condition Report that lists all of the items in your property. Be sure to spend time looking around the entire property and write down the condition of each item listed then return the completed report before the stated deadline (usually within 7 days of receiving it upon moving in). If any item is damaged or needs repair, be sure this is documented in the comments section, so you are not held financially responsible for the damage or cost of repairs when you move out.

Connecting to utilities

If you are moving into a shared accommodation that has other people living in it, it is likely that all of the utilities will already be connected. Be sure to confirm what the arrangement is among the existing residents for paying the utility bills. If you are moving into accommodation that is not currently occupied, you will need to connect your utilities such as electricity, gas and the internet.

- **Electricity:** Synergy is the electricity retailer for WA. You can arrange for your electricity to be connected by calling 13 13 53, or go online to [Synergy's website synergy.net.au/Your-home/Manage-account/Moving-or-building-connections](https://www.synergy.net.au/Your-home/Manage-account/Moving-or-building-connections).
- **Gas:** You can choose from multiple retailers to provide your household gas. These are Alinta Energy, Kleenheat, AGL, Origin and Simply Energy. You should research the options and choose the company that is best for you.
- **Internet:** Most properties in Perth get internet through the National Broadband Network (NBN), however not all properties have been upgraded to this service. You can visit the NBN website to find out what kind of internet is available at your property. There are multiple internet providers available in WA, each offering different plans at different prices. You should research the options and choose the company and plan that is best for you.



Rent inspections

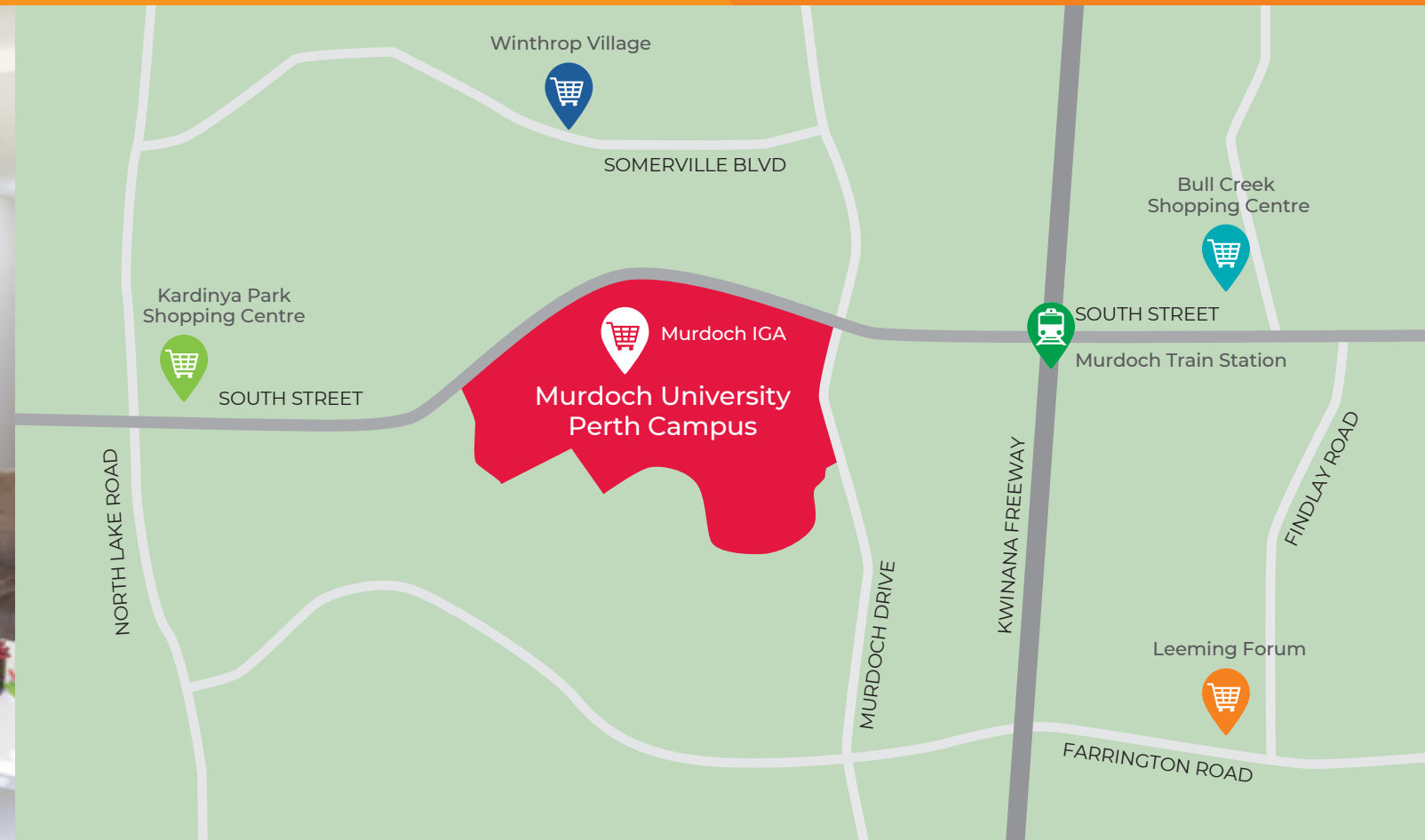
The landlord or property manager will conduct regular inspections to ensure that the property is maintained to a good standard. You will receive 7-14 days' written notice prior to a rent inspection to prepare. Inspections typically occur every three months, but this may vary slightly.

Buying furnishings

If you are moving into unfurnished accommodation, you will need to provide your own bed, desk, utensils, couch, etc. The most affordable places to buy furniture in Perth are retail stores called Kmart and Target, both of which are located close to all Murdoch campuses. There is also an IKEA north of Perth, close to the Stirling train station, and many other low-cost new furniture stores closer to campus such as Super A-Mart and Fantastic Furniture. It may be a good idea to search for second-hand goods at local second-hand stores (often called 'op-shops') and local buy-and-sell services such as Gumtree or Facebook Marketplace. For safety tips when buying second-hand goods visit - facebook.com/help/1086141928978559

Household contents insurance

If you are living in a rental property, you may want to consider purchasing household contents insurance. If your house is robbed and your personal items are stolen or damaged, household contents insurance will replace these items. Your items will also be replaced if there is a house fire and your items are damaged or destroyed. Be sure to obtain quotes from multiple insurance companies (e.g. Allianz, AAMI, SGIO, HBF, RAC, Bupa and QBE) prior to making your final decision. Certain high-value items such as jewellery may not be covered, or may only be covered up to a certain amount. Each insurance company may offer multiple products, so it is essential that you ask what is covered in each product/policy that you are considering.



Scam Awareness

As the ways we communicate and interact with each other evolve, so do scams. It is important to be aware of the warning signs that can indicate something is a scam. For more advice on rental scams visit studyp Perth.com.au/living-in-perth/student-accommodation/ and scamwatch.gov.au/ for tips, information, and support if you encounter a scam.

Shopping

Where to buy groceries

The major supermarket chains in WA are Woolworths (Woolies), Coles, Aldi and Independent Grocers of Australia (IGA). There are also many smaller grocery stores and weekend farmers' markets. The closest shopping centres to Murdoch's Perth campus are the Kardinya Shopping Centre, Winthrop Gardens Shopping Centre, Bull Creek Shopping Centre and Leeming Forum. You can find foods and ingredients for many cultures stocked in grocery stores, and there are also specialty grocers for Asian cuisines located in all these shopping centres.

Trading hours

Normal trading hours for most supermarkets are:

- 8:00am – 9:00pm on Monday - Friday
- 8:00am – 5:00pm on Saturdays
- 11:00am – 5:00pm on Sundays

However, many independent grocery stores, such as IGAs, have longer trading hours. Supermarkets may also close or have shorter trading hours on public holidays.

Price of goods

Items sold in stores should have a price clearly displayed, and you generally don't bargain or haggle over the price of an item. The price shown is what you pay, and all taxes (including the Goods and Services Tax or GST) are already included. All grocery stores normally accept both cash and card as payment.

Tips and tricks

- Take your own bags! Grocery stores do not provide free shopping bags, and you will be charged a small fee to use bags from the store. Save money by taking your own reusable shopping bags with you.
- Coles and Woolworths both offer online grocery shopping with delivery options, which is a good option if you need a lot of groceries and don't own a car.
- Read the Insider's Guide to Saving Money on Groceries for more tips and tricks insiderguides.com.au/best-ways-save-money-food-groceries

Groceries on campus

We have a small IGA store located conveniently on our Perth campus. As well as all the usual groceries and basics, the Murdoch IGA also offers hot deli snacks, bakery items, pre-prepared sandwiches and a range of fresh fruit and vegetables.

Personal identification

It is important to carry some form of personal identification (ID) on you at all times while in Australia, especially when you first arrive as it will be required for a range of services and amenities to help you settle into life in Perth. You'll also need ID as proof of age for buying alcohol and getting into clubs and bars, because the legal drinking age in Australia is 18.

The following are acceptable forms of ID in Western Australia:

- Valid Passport
- Western Australia Photo Card (formerly called a 'Proof of Age' Card)
- Australian Driver's Licence

It is recommended that you keep your passport in a safe place and do not carry it around with you. Because of this, we recommend you purchase a Photo Card. You can order your Photo Card from the Department of Transport website transport.wa.gov.au/licensing/photo-card.asp

Student ID

As part of your enrolment, you will be required to order and collect a Student ID card. Your Student ID is important as it is used for:

- Photographic identification during examinations
- Borrowing learning resources from the Library
- Electronically accessing secure buildings and facilities relevant to your course
- Printing services on campus

You can order your Student ID online - visit [here](#).

Alternatively, Student Central (Perth campus) and the Library desk (Mandurah campus) can assist with your Student ID order.



Setting up a bank account

Having a bank account in Australia is essential for everyday tasks including paying rent each week. Murdoch recommends the following banks which offer a variety of products including money transfer services, checking and savings accounts.

- Commonwealth Bank of Australia - the local branch in Bull Creek has dedicated services for international students. Please visit commbank.com.au/murdoch to open your account.

There are also a number of smaller banks and credit unions in Western Australia. Banks in Perth are usually open Monday to Friday from 9am until 4pm, and some banks open Saturday mornings. You can learn more about banking in Australia on the MoneySmart website moneysmart.gov.au/managing-your-money/banking

How to open an account

You can apply online for a bank account before you leave your home country. Alternatively, you can apply online or in person at a banking branch after you arrive. You will need your passport and other personal details such as name, date of birth and residential address. If you apply before you leave, you will need your expected arrival details.

Choosing a bank

When choosing a bank in Australia, there are a few things to remember to make sure you are choosing a reliable and reputable financial provider:

- How many ATMs and branches does the bank have in your local area?
- What options does the bank have for transaction or student accounts?
- What are the fees attached to each account?
- Is there a banker that speaks your first language?
- Are you required to deposit a certain amount in order to open the account?
- Does the account offer any special discounts or deals for students?
- Does the bank offer any other services which you might need, such as international money transfers and savings accounts?



Contacting your family and friends

Setting up your mobile phone

If you have brought your mobile/cell phone from home, making international phone calls or using mobile data can be extremely expensive. Before you leave home, please check with your provider about the costs of using your phone while overseas.

You can purchase international phone cards from a post office, newsagency or at certain retail stores. These cards will come with directions, and you can use these on your mobile.

You might want to consider purchasing a mobile phone or SIM card to use in Australia. Most mobile phone companies in Australia offer pre-paid options, as well as plans which require you to sign a contract. Be sure to understand what deal you are accepting before signing a contract with a provider. The largest mobile phone providers in Australia are Telstra, Optus, Vodafone, Dodo and Boost.

Dialling international numbers

To make international phone calls while you are in Australia, you will need to dial 0011 + country code + area code (if applicable) + phone number.

If family or friends wish to call you from outside Australia, they will need to dial the international access code for their country, followed by Australia's country code (61), followed by the area code without any leading zeros (so Perth is 8 instead of 08), and then the phone number.

Accessing wireless internet (Wi-Fi)

Murdoch University has free Wi-Fi on-campus for all students called [Eduroam](#) that you can connect your own laptop, tablet or phone to access the internet while on campus. The IT Service Desk in the Library can help you set this up.

There is free Wi-Fi in some public areas, such as Perth city, Fremantle, the airport, cafes, major shopping centres and fast food chains (McDonalds, Hungry Jacks and others).

Tip! Don't forget to let us know your Australian phone number - you can update this on your myInfo.



Getting around Perth

Public transport

Transperth provides public transport services in the Perth Metropolitan area including buses, trains and ferries. You can purchase a 'SmartRider' card and load money for convenient travel. As a full-time student, you are entitled to discounted rates through your SmartRider card.

SmartRider cards can be purchased through the Murdoch Student Guild on-campus, and at select train stations or retail outlets. They can be used on any Transperth bus, train or ferry.

Note: If you do not have a registered tertiary SmartRider card, you are not eligible for discounted travel. Your student card alone is not accepted. If you pay a student fare without a Tertiary SmartRider, you face an AUD\$100 on the spot fine.

The closest train station to Murdoch University is the Murdoch train station, located 1km east of campus on South Street. Several other buses stop at various points on campus. More information on routes and journey planning can be found on the Transperth website transperth.wa.gov.au

Cycle

Cycling is a great way to get to Murdoch and bike racks are located in at least thirty different spots on campus. The Perth campus also has covered and secured bike storage facilities. The WA government produces a number of TravelSmart guides that help you find walking, cycling and public transport options in various areas around Perth. You are required by law to wear a quality-assured safety helmet whilst riding a bike, as well as observe road safety rules.

You can find these guides at on the Department of Transport website transport.wa.gov.au/activetransport/active-transport.asp

Driving

If you currently have a valid overseas licence, you can drive for as long as it remains valid in the country of issue. You can only drive the types of vehicles your overseas licence authorises you to drive and you must carry your licence with you at all times while driving. If your overseas licence is not in English, you must carry an international driving permit or an approved English translation of your licence with you when driving.

Should your overseas licence expire or cease to be valid, you must apply for a Western Australian driver's licence if you wish to continue driving. More information about applying for a driver's licence in Western Australia can be found on the Department of Transport's website transport.wa.gov.au

The road rules, conditions, and hazards in WA may differ from those that you are used to, so make sure to familiarise yourself with the road safety information and laws. Visit [here](#) for the WA government Department of Transport Drive Safe Handbook.

Extra advice: driving in Australia

Car ownership

When deciding whether to purchase a car, there are a number of additional costs to consider including the purchase price, petrol, maintenance costs, parking and registration. All cars must have current registration, which includes paying a fee every 3, 6 or 12 months.

As part of the registration fee, Compulsory Third Party (CTP) insurance is included, which means you're covered if you're held responsible for any injuries or fatalities to third parties caused in an accident.

CTP does not cover damage to cars, vehicles or property. So if you're responsible for an accident, you could be liable to pay for the damage to other cars or property if you only have CTP insurance - this could be a large sum of money! It is therefore recommended that you buy additional insurance for protection.

Car insurance is offered by a variety of insurance companies such as RAC, Allianz, AAMI, SGIO, HBF, Bupa and QBE. It is important that you compare quotes and coverage levels from different insurance companies before deciding on a policy.

Taxis

You can hire a taxi by phone or find them at designated taxi ranks. Taxis will charge based on distance driven and whether or not they will need to wait for you during the service. For example, if you ask the taxi to drive you to the supermarket and wait for you, you will be charged for 'waiting time'. Taxis are generally expensive and may be unavailable in certain locations or during certain hours.

Uber and Ola

Uber and Ola are alternative forms of transportation that will pick you up and drop you off where you specify. Uber and Ola are generally less expensive than taxis, but still significantly more expensive than public transportation.

To learn more about Uber, please visit their Perth website uber.com/en-AU/cities/perth/

To learn more about Ola, visit their website olacabs.com/au

Parking on campus

If you choose to drive to campus, you will be able to park in one of nine different car parks on campus. A parking permit is required for all parking on weekdays before 5pm and can be purchased on a daily, semester or yearly basis from the Student Centre or online. Go to the Murdoch website to find out more murdoch.edu.au/ParkingPermitsFees

Adjusting to Australian culture

The university experience is one that should be positive and enjoyable. The memories and friends that you make here will last you a lifetime. However, starting alone in a new country can come with challenges that you've never faced before. The following are some tips on how to tackle your new environment.

- Attend Orientation! This is a great opportunity to connect with fellow students and get help for any issues.
- Be patient as you adjust to the different aspects of Australian culture, and don't expect yourself to be comfortable or learn everything straight away.
- Stay healthy by eating well and getting lots of rest, especially if you've travelled across time zones.
- Stay active and keep physically fit by walking, going to the gym or playing sport.
- Establish a routine as soon as you can, to have a sense of normality.
- Create a space that is safe and comforting, for example by setting up your living space with home comforts.
- Try to get involved as much as possible in everyday life – going to the grocery store, attending campus events, visiting the beach – although some of these activities will seem unfamiliar at first, you will gradually get more comfortable and feel at ease in new situations.
- Appreciate that your cultural difference gives you a unique worldview. You can recognise and respect that there are different ways of seeing and doing things.

Coping with homesickness or culture shock

It is very normal to feel homesick or a sense of culture shock when moving to a new country – this is often called the 'curve of adjustment' and many students feel initially happy, followed by a period of sadness, before they settle in and feel confident. The tips below can help you if you are going through a challenging time.

- Seek help! Contact a Student Success Advisor at Student Central, the Library, or online at murdoch.edu.au/MyMurdochAdvice
- Contact the Murdoch Health and Counselling team on campus. They provide a free, private and confidential service and they have had a lot of experience helping students who have been going through the same thing. You are not alone. See contact details on page 24.
- Try to lift your mood by doing things you enjoy, or things you enjoyed doing back home. For example, watch a funny movie, listen to your favourite song, or read your favourite book.
- Remember why you came to study in Australia and write down your goals, then put them somewhere where you can see them easily for motivation.
- Speak to family and friends from back home for support.
- Avoid drugs or alcohol as a coping mechanism. This is especially important as you are in an unfamiliar environment, and they often have the reverse effect and make you feel even worse.



Working while you study

Many international students have casual or part-time jobs while they are studying. Jobs are available in Perth in various industries including retail, hospitality and administration.

Rights and responsibilities

Workers in Australia have rights and protections under Australian workplace law that cannot be taken away by contracts/ agreements. This includes minimum pay rates and workplace conditions which are set by Australian law. More information can be found on the Fair Work Ombudsman's (FWO) website fairwork.gov.au/find-help-for/visa-holders-and-migrants. You can contact the FWO at any time if you are having workplace issues, without fear of your visa being cancelled.

Tax File Number

If you wish to work while in Australia, you will need to apply for a Tax File Number (TFN) for tax purposes. You can do this by visiting the Australian Taxation Office's (ATO) website ato.gov.au

Hours

Once your course has commenced, student visa holders are allowed to work a maximum of 48 hours per fortnight while your course is in session. In between semesters, you can work unlimited hours. Your employer may request a 'holiday letter' from the University to prove that you are not studying, which you can request using the online form murdoch.edu.au/LetterRequestInternational

Looking for a job

Many stores, cafes, restaurants often advertise vacancies in their shop window. You can go inside and enquire about the role. You should bring a copy of your resume with you in case the manager wishes to see it. Jobs are also advertised online, for example:

- Murdoch's Career Connect portal careerconnect.murdoch.edu.au
- Seek.com.au
- CareerOne.com.au
- Indeed.com.au

Help and support

The Careers and Employment Centre (murdoch.edu.au/CareersCentre) at Murdoch can help you discuss career pathways for your chosen course, as well as offer advice on creating resumes, writing cover letters, interviewing for jobs, and obtaining work experience.

You can register on their Career Connect portal to access information guides, development workshops, and relevant careers events careerconnect.murdoch.edu.au

Call 9360 2596 or email careers@murdoch.edu.au to make an appointment.



Australian health services

Medical service

Murdoch University has our very own medical centre on campus, next to the sports centre. Appointments are usually required for all consultations with the doctor. You can make an appointment by telephone on 9360 2293, in person or through the online booking system murdoch.edu.au/Medical/Making-an-appointment. In the event that you do not have time to make an appointment, you may wish to see the medical centre nurse. No appointments are required to see the nurse, this is done on a walk-in basis. Doctor's fees will be billed directly to your OSHC provider (see page 4), which means that there will be no out-of-pocket cost for you to see a doctor on campus. Medication can be covered to a certain amount, and this will depend on your specific OSHC policy.

Counselling

Murdoch has a counselling centre located on Bush Court. This is a confidential and free service for all students, up to 6 sessions in 12 months. The counselling service provides a range of study and personal support, from procrastination and exam stress to anxiety and depression. There are also group workshops across a variety of topics covered across the year. To access the counselling service, call 9360 1227 or email counsellingservice@murdoch.edu.au to make an appointment. Find more information here murdoch.edu.au/counselling/our-services

How to find a doctor

If you are feeling unwell, there are many ways to find a doctor. In order to minimise your medical expenses, it is recommended that you attend a medical centre or general practitioner (GP) that directly bills to your OSHC provider.

- If your OSHC is with Allianz Global Assistance, you can use the 'My OSHC Assistant' app (recommended) or the 'Find a Doctor' tab on the Allianz website oshcallianzassistance.com.au
- To find a doctor after 4pm on weekdays, after 10am on Saturdays, and all day Sunday (including public holidays) you have to book an after-hours appointment. Call 13 SICK (7425) or book online at homedoctor.com.au
- Access a doctor by video or phone. Visit doctorsondemand.com.au to book in your consultation request or to request a repeat prescription.

How to make a claim

If you visit a GP that is not part of the direct billing network for your OSHC provider, you will need to pay your bill and then make a claim to your OSHC provider for your cost to be reimbursed.

Support on campus

If you need any assistance making a claim or with your OSHC, please come and see the OSHC representative at Murdoch. Student Central (Building 360) can assist you with any OSHC queries while you are studying, you can also visit an OSHC representative in Student Central.

Legal support

There are a number of free and low cost legal advice services available to you as an international student where you can get professional advice and make sure you know your rights as an employee, an individual and a tenant.

A few places you might like to know are:

- Southern Communities Advocacy, Legal & Education Service (SCALES)
- Welfare Rights & Advocacy Service
- Fremantle Community Legal Centre
- Tenancy WA
- Women's Law Centre WA
- Youth Legal Service
- Legal Aid Information Line
- Employment Law Centre WA
- Citizens Advice Bureau
- Multicultural Legal Centre



Safety

In a life-threatening emergency, **call 000** (triple zero)

Emergencies

In the event of an emergency on campus, there are red emergency boxes that are directly linked to security. Press the red button and then you will be able to speak to a security officer. If there is a life-threatening emergency while you are on or off-campus, dial 000 from any phone. This is a free call and an operator will direct you to any of the following services you require:

- Police
- Fire
- Ambulance

The fire department and ambulance are chargeable services and should only be called if you are faced with an emergency. Some examples include:

- You or someone else is seriously injured or in need of medical assistance.
- If yours or someone's life, or property, is being threatened.
- If a serious crime is in progress.

Personal safety

Perth is a very safe city compared to many other cities around the world. However, for your own personal safety and well-being you should still be aware of your surroundings and avoid unnecessary risks. Police in Australia are very approachable and are here to help. If you feel unsafe or need help, you can always approach a police officer for assistance. As above, the telephone number for emergencies in Australia is 000 (ambulance, fire or police). To call police when it's not an emergency, please call 131 444.

Tips for staying safe

- When using public transport, keep valuables such as phones and laptops out of sight.
- Check public transport timetables in advance to avoid long waits. Wait in well-lit areas or near open shops/businesses.
- Try to avoid travelling alone at night.
- Avoid shortcuts through vacant lots, alleyways, or deserted parks.

Staying safe on campus

- Download the Murdoch Safe phone app murdoch.edu.au/MurdochSafe for quick reference to support on campus!
- On campus you can contact security on 9360 6262 to escort you to your car or the bus stop anytime. You can also press the red call buttons around campus.
- Murdoch University has an After Hours Student Assistance Line specifically for International students. This service operates in the evenings and weekends, when the University is closed. If you need any help after hours or have any problem at all, please call 1800 769 076.

Stay safe with Sonder

Murdoch University is one of the first universities in Australia to offer 24/7 specialist multilingual emergency, safety and wellbeing support for eligible international students with Allianz OSHC, in partnership with Sonder Australia.

As an international student arriving in Australia, you may feel both excited and anxious. The prospect of arriving in a new country where you may have no friends or family nearby can be daunting, particularly the thought of what you would do if you were involved in an accident or fall seriously ill.

Sonder Australia aims to lessen that worry by providing an Australia-wide, multilingual rapid response network, available on-demand 24/7 via a mobile app.

If you're feeling unsafe, lost or stranded, ill or injured off-campus, the Sonder mobile app can immediately connect you with a professionally-trained specialist, who will assist you over live chat, on the phone or in-person.

Download the Sonder app [here](#).



Beach safety

To make sure you are safe when swimming at the beach remember:

- If you are not a strong swimmer, stay in the shallows where you can stand
- Find the red and yellow flags and swim between them.
- Look at, understand and obey the safety signs.
- Ask a lifeguard or lifesaver for advice before you enter the water.
- Get a friend to swim with you.
- Stick your hand up, stay calm, and call for help if you get into trouble.

In order to stay safe, also make sure that you:

- Don't let children swim unattended.
- Don't swim while under the influence of drugs or alcohol.
- Don't swim at beaches without a lifeguard.
- Never run and dive into the water.
- Don't swim at night.

Sun safety

Australia has the highest rate of skin cancer in the world, and it is essential for you to take steps to protect your skin when you go outside.

- Minimise direct exposure to sunlight, especially during the hottest parts of the day (10am-3pm).
- Wear clothing that provides good sun protection.
- Wear a hat which will protect your face, ears and neck.
- Wear sunglasses.
- Use SPF30 or higher rated sunscreen before going out into the sun.





Get your devices ready for study

Connect to Murdoch University's wireless internet network, [Eduroam](#)

- Check your operating system is up-to-date.
- Bring along chargers for all your devices.
- Ensure you have adequate storage space for your university documents, for example with an external or internal hard drive or cloud storage space.
- Pack headphones or microphone if needed for your study.
- Download the Microsoft Office 365 ProPlus suite – free for Murdoch students! Click [here](#)!
- Save a shortcut for your [student email account](#)
- Install antivirus software
- Use the free [Studiosity](#) study help platform.
- Set up your Murdoch [Grammarly](#) account.
- Check out the Peer Academic Coach Study Success Toolkit [here](#)!
- Download Microsoft Teams - find more information, instructional videos, and 'how to guides' about Teams [here](#).

3

Starting your studies

Activating your student account

The first step of your studies after accepting your offer is to activate your student account. The steps for this process can be found on page 6.

Updating your personal details

As soon as possible after activating your student account, you should update your personal details on the Murdoch University student portal, which is called [myMurdoch](#) [mais.murdoch.edu.au/login](#). If you need help updating your details, please contact [Student Central](#) for support.

Note: Condition 8533 of your student visa requires you to notify Murdoch University of your residential address (where you are living in Australia) within seven days of arriving in Australia. You are also required to notify Murdoch within seven days of any further change to your address during your studies.

Tip! We recommend setting up your Murdoch Multi-Factor Authentication (MFA) digital security before starting your studies. MFA provides an extra layer of digital protection against cyber-attacks. For instructions on how to set up, and for more information visit [here](#) – [murdoch.edu.au/notices/murdoch-passwords#mfa](#)



Three steps to getting started

You can start to organise your studies online before you even arrive in Perth. This is made up of three steps:

1. Enrol in units

You will need to manually add the units (subjects) that you will be studying while at Murdoch. You can search the [Handbook](#) - [handbook.murdoch.edu.au](#) for the units you need each year, and you can contact [Student Central](#) for advice [murdoch.edu.au/contact-us](#).

There will also be enrolment help sessions running throughout the Orientation period. Look out for Orientation emails, and your invitation to join the enrolment help sessions.

2. Sign up to classes

You will be able to choose your weekly class timetable about a month before your studies begin.

3. Attend Orientation

Orientation activities are offered in the weeks leading up to your studies. O-Week is held the week before your classes begin. It is very important to attend Orientation because you will receive lots of important information about your visa, studying and living in Perth. For more information, make sure to check your emails for Orientation updates and links to register for Orientation events.

As an international student, you will be required to attend three Orientation sessions:

1. International Orientation – at the beginning of O-Week
2. Your Course Information Session
3. O-Day – on the Friday of O-Week

Support with a disability or medical condition

At Murdoch University we are committed to equal opportunity and supporting the diverse needs of students. This includes assisting students who have experienced significant disruption in their education including students with disability or medical conditions, and students caring for a person with disability.

Murdoch can organise support arrangements for your studies, and the information you give to Murdoch is treated as confidential and passed on only when others need to make arrangements on your behalf.

Please contact Murdoch's Access and Inclusion team by email [access@murdoch.edu.au](#) or telephone + 61 8 9360 6084. For more information, visit [murdoch.edu.au/mymurdoch/support-advice/health-wellbeing/accessibility-services](#).



Requirements for course attendance and progress

To comply with your student visa you need to maintain satisfactory academic performance and progress. This means you must:

- Remain enrolled in a full-time study load each teaching period. At Murdoch, this is 12 credit points per semester or 24 credit points per year. Trimester students should follow the course plan.
- Attend all the classes required for each unit. Check each Unit Information and Learning Guide for specific attendance requirements.
- Not study more than 33% of your course online, and you must be enrolled in at least 1 on-campus unit each study period.
 - This means, that if you are not in Perth and are not attending any classes on campus in person, you will be in breach of your visa conditions.
- Maintain satisfactory course progression. Your academic progression is monitored over the duration of your course, and the completion rate will be calculated based on your successfully completed units for all attempted units. To pass a unit you must achieve a grade of at least 50%.

At Murdoch we provide tailored support to allow you to successfully progress through your course and graduate in your chosen field. We monitor for steady progress towards your goal and provide a range of interventions when needed. Continued unsatisfactory progress can have serious consequences for your visa and course, including exclusion from the University.

You can access more information about Murdoch’s Academic Monitoring and Progression policy and procedure [here](#), or visit [murdoch.edu.au/mymurdoch/support-advice/student-admin/enrolment/academic-progress](#)

Writing an Academic Email

It’s important to be clear and professional when emailing University staff. Here is a simple template you may like to follow.

Dear (insert **first name**),

1. State who you are. For example:
My name is (first name). I am enrolled in your unit (insert unit code) and my student number is (insert number).

2. State the problem. For example:
I would like assistance with... because....
I am having difficulty with... because...
I would like to swap classes because...
I would like to request an extension on... because...
If staff know why there is a problem, it makes it easier for them to offer solutions, strategies and suggestions to assist you.

3. Thank them for their time. For example:
Thank you for considering my request and I hope to hear back from you soon.

4. Sign off with:
Regards, (insert your **first name**)

Help and support

Adjusting to a new academic culture is something that every international student goes through, and the University offers a range of support. For a summary of the different support available on campus attend Orientation events and O-Day and familiarise yourself with the Orientation LMS portal (links in your Orientation emails). For advice on complex international student issues, contact the International Student Support team at specialistadvice@murdoch.edu.au.

IMPORTANT CONTACT DETAILS	
Campus Emergency /Security	9360 7333
Counselling	9360 1227
Access and Inclusion	9360 6084
Guild Second Hand Bookshop	9360 6776
IT Service Desk (for computer problems)	9360 2000
Library	9360 2563
Lost Property and Security Office	9360 6262
Mandurah Campus Administration	9582 5501
Medical Service	9360 2293
Murdoch University Bookshop	9360 2540
Student Central	1300 MURDOCH (1300 687 3624)
Murdoch University Village	9360 2977
Murdoch Student Guild	9360 7463

Your Murdoch checklist



There's a lot of things to remember when getting ready to commence your studies at Murdoch, especially for our International students. To help make sure your arrival in Perth is as smooth as possible, we have developed this helpful checklist to make sure you are fully prepared for your studies.



1 Before you leave

- Organise your visa
- Activate student account
- Set-up student email
- Confirm your attendance at Orientation
- Organise & research accommodation options
- Arrange airport pick up
- 'Like' the Murdoch International Students Facebook page: www.facebook.com/MurdochInternationalStudents

2 Arriving in Perth >>>

- If arriving at Perth Airport's International terminal, stop by the StudyPerth Arrival Desk and collect your welcome pack
- Get settled in your accommodation
- Open a bank account
- Set up your mobile phone



3 Starting your studies

- Explore the Orientation LMS
- Attend Orientation
- Enrol in units
- Sign up for your class timetable
- Get your devices ready for study



Contact:

90 South Street, Murdoch Western Australia
6150 Telephone: +61 8 9360 6063
Email: studentcentre@murdoch.edu.au

 [facebook.com/MurdochInternationalStudents](https://www.facebook.com/MurdochInternationalStudents)
[facebook.com/murdochuniversity](https://www.facebook.com/murdochuniversity)

 [instagram.com/murdochuniversity](https://www.instagram.com/murdochuniversity)

Key Dates 2024

	SEMESTER 1	SEMESTER 2
ORIENTATION WEEK	19 February – 23 February	22 July – 26 July
SEMESTER PERIOD	26 February – 07 June	29 July – 08 November
ASSESSMENT PERIOD	08 June – 22 June	09 November – 23 November

[murdoch.edu.au](https://www.murdoch.edu.au)

Disclaimer - The information contained in this publication was correct as at November 2023, but is subject to amendment without notice. The University reserves the right to cancel, without notice, any units or courses if the number of students enrolled in these falls below limits set by the University. © 2023 Murdoch University. This publication is copyright. Except as permitted by the Copyright Act no part of it may in any form or by any electronic, mechanical, photocopying, recording or any other means be reproduced, stored in a retrieval system or be broadcast or transmitted without the prior permission of the publisher.